

























































TRAFFIC & PARKING CONTROL

 1100	 1101	 1102	 1103	 1104	 1105	 1106	 1107	 1108	 1109	 1110	 1111														
 1112	 1113	 1114	 1115	 1116	 1167	 1118	 1119	 1120	 1121	 1122	 1123														
 1124	 1125	 1126	 1127	 1128	 1129	 1130	 1131	 1132	 1133	 1134	 1135														
 1136	 1137	 1138	 1139	 1140	 1141	 1142	 1143	 1144	 1145	 1146	 1147														
 1148	 1149	 1150	 1151	 1152	 1153	 1154	 1155	<table border="1"> <thead> <tr> <th rowspan="2">MATERIAL</th> <th colspan="2">Add Suffix to Cat. No.</th> </tr> <tr> <th>12 x 18</th> <th>18 x 24</th> </tr> </thead> <tbody> <tr> <td>.080 Reflective Aluminum</td> <td>R</td> <td>LR</td> </tr> <tr> <td>.040 Non-Ref. Aluminum</td> <td>F</td> <td>LF</td> </tr> <tr> <td>.063 Non-Ref. Aluminum</td> <td>S</td> <td>LS</td> </tr> </tbody> </table>				MATERIAL	Add Suffix to Cat. No.		12 x 18	18 x 24	.080 Reflective Aluminum	R	LR	.040 Non-Ref. Aluminum	F	LF	.063 Non-Ref. Aluminum	S	LS
MATERIAL	Add Suffix to Cat. No.																								
	12 x 18	18 x 24																							
.080 Reflective Aluminum	R	LR																							
.040 Non-Ref. Aluminum	F	LF																							
.063 Non-Ref. Aluminum	S	LS																							

 1156	 1168	 1158	 1159	 1160
 1161	 1162	 1163	 1164	 1165

A.D.A. SIGN SIZES:

PARKING.....12" x 18"
 VAN ACCESSIBLE.....12" x 6"
 FINE SIGN.....12" x 9"

MATERIAL	Add Suffix to Cat. No.
.080 Reflective Aluminum	R
.040 Non-Ref. Aluminum	F
.063 Non-Ref. Aluminum	S

STOP SIGNS
 Engineer Grade Reflective Sheeting
 #1170... 24" x 24", Wt. 4.5 lbs.
 #1171... 30" x 30", Wt. 7 lbs.
 #1172... 36" x 36", Wt. 10 lbs.

4-WAY SIGN
 Engineer Grade Reflective Sheeting
 #1173... 12" x 6", Wt. 1/2 lb.

HAND HELD DOUBLE SIDED STOP SIGN
 #1180... 18" STOP SIGN



YIELD SIGNS
 Engineer Grade Reflective Sheeting
 #1190... 30" x 30" x 30", Wt. 3.5 lbs.
 #1191... 36" x 36" x 36", Wt. 4.5 lbs.

